



Welcome
to
Year 2

- What will your child be learning?
- Looking at the Year 2 curriculum
- Home Learning
- Working in Partnership

The Year 2 Teaching Team


Miss Skelly & Miss Fenna

The Year 2 Support Team

Mrs. Batty & Mrs. Taylor (in class TAs)

Miss Dowling & Mrs Flint

The Curriculum




English



Computing.



Science



Mathematics

The Curriculum



R.E.



Technology



Geography



Art



P.E.



Music

P.S.H.C.E.



History

Sign in



Your family, school or organisation

Username Or Email

Password

[Show Password]

Forgotten your password? [Set yourself a new one.](#)

Sign In

Students

Enjoy the new website before grown-ups do!

Students
only!!

Login now!

Manor Green Primary Academy Year 2 Green – Sample timetable 2018-2019

	Morning session					Afternoon session				
Monday APF 1.00-3.30	9-9.30 PHSEE	9.30-10 Phonics	10-10.45 Maths		11-12.00 English	1-1.15 CW Or PHSEE	1.15-2.15 Working Scientifically GB		2.15-3.00 Outdoor Learning S Wren	3-3.10 Mindful moments
Tuesday	9-9.30 Phonics/ spelling	9.30-10.30 English		10.30-10.45 Mental maths	11-12.00 Maths	↓	Speed reading		2.15-3.00 Speed reading & Computing	↓
Wednesday	9-9.30 Phonics/ spelling	9.30-10.30 Maths		10.30-10.45 Mental maths	English	↓	1.15- 1.30 M Maths	1.30-2.15 Theme	2.15-3.00 PE Team Taught	↓
Thursday	9-9.30 Phonics/ spelling	9.30-10.30 Maths		10.30- 10.45 Assembly	English	↓	1.15-2.00 Music		2.20-3.00 PE	↓
Friday	9-9.30 Phonics/ spelling	9.30- 10.10 RE	10.10- 10.30 Spelling tests	10.30- 10.45 Assembly	English	↓	Maths		Theme	↓

Care, Share, Fair, Dare, Healthy & Happy

SATS

The KS1 SATS will take place in May.


Please do not call them a test.

There will be a reading paper 1 and 2.

There will be a maths paper 1 (arithmetic) and 2 (reasoning).

Two spelling, punctuation and grammar tests.

In year one it is the expectation that for your child to be 'On track' they should be confidently reading an orange book band. In year 2 the expectation is that they should be able to confidently read at least a white band book plus. Comprehension skills are equally as important and it is essential that your child is able to understand and answer questions about what they have read.



How can we

work in partnership?

Some ways to support your child at home:

Mathematics –

- Number games (snake & ladders, number snap etc
- Everyday counting
- Look for numbers
- Handle money
- Times tables Rockstars




How can we work in partnership?

English

- Stick tricky words everywhere!
- Look for words everywhere!
- Share and discuss books
- Visit the library.
- Look for writing opportunities e.g. diary, shopping list, labels etc.



Handwriting



Home Learning



Strategies to learn spellings

•Rehearse reading words containing the spelling pattern.

r ai n
→ rain



•Break up the word into sounds and then match each sound to a letter or letters.

→ I can hear 3 sounds in the word "pain" and I can match a letter or letters to the sounds:

p ai n



•Look for patterns and spelling rules.



ai is usually in the middle such as in rain

ay is usually at the end such as in holiday

Spelling – phase 6

Just a few examples

- great greater greatest
- merry merrier merriest
- care careful carefully
- stop stopped stopping
- walk walked walking
- hope hoped hoping
- leaf – leaves sweet – sweets
- visit – revisit appear - disappear

Year 2 Common Exception Words

after	child	every	half	move	plant	whole
again	children	everybody	hold	Mr	poor	who
any	Christmas	eye	hour	Mrs	pretty	wild
bath	class	fast	improve	old	prove	would
beautiful	climb	father	kind	only	should	
because	clothes	find	last	parents	steak	
behind	could	floor	many	pass	sugar	
both	cold	gold	mind	past	sure	
break	door	grass	money	path	told	
busy	even	great	most	people	water	



We hope your child has a happy and
successful year!
The Year 2 Team!